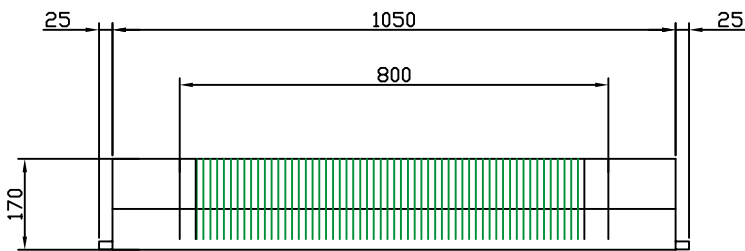
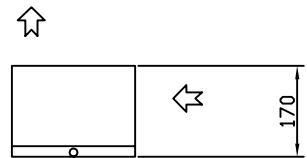


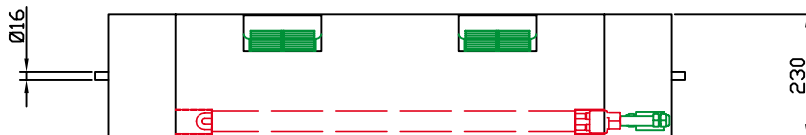
VENTILCONVETTORE Versione SP 200/1200
FAN COIL UNITS SP Version 200/1200



VISTA FRONTALE



VISTA LATERALE

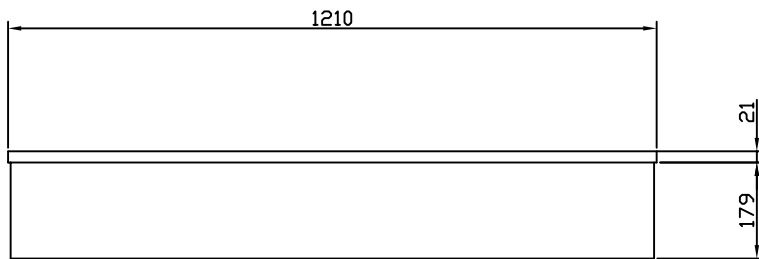


VISTA DALL' ALTO

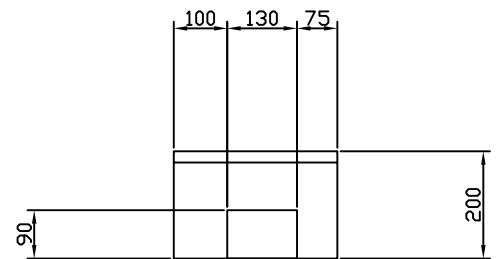
Ø Tubi scarico condensa = 15 mm
N.B. Entrata tubazioni idrauliche da stabilire

I dati pubblicati possono essere modificati senza preavviso.
The printed data could be modified without any notice.

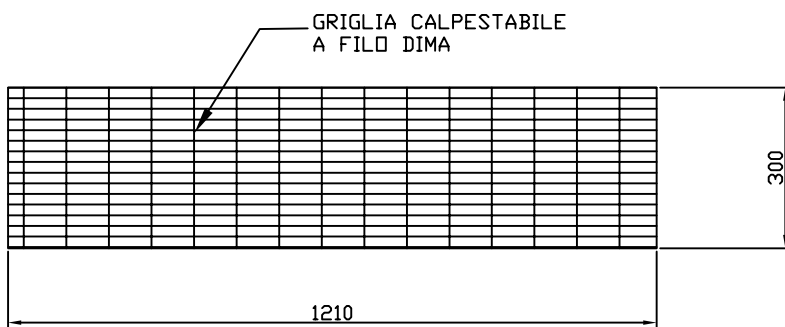
DIMA VENTILCONVETTORE Versione SP 200/1200
FAN COIL UNITS SP Version 200/1200



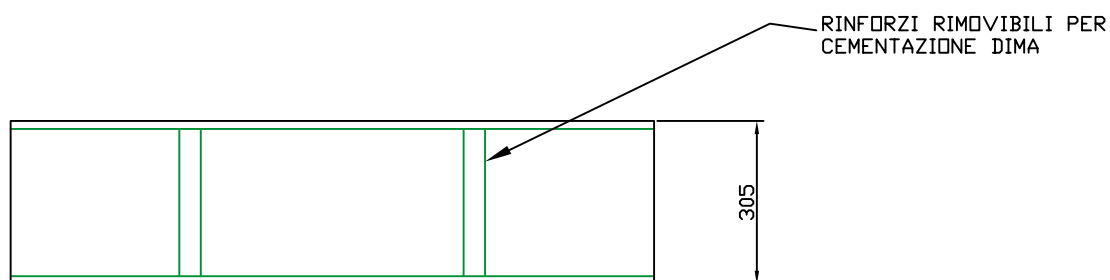
VISTA FRONTALE



VISTA LATERALE



VISTA DALL' ALTO



Ø Tubi scarico condensa = 15 mm
N.B. Entrata tubazioni idrauliche da stabilire

I dati pubblicati possono essere modificati senza preavviso.
The printed data could be modified without any notice.